




**MINUTES OF COUNTY FINANCES
TREASURER'S REPORT**

IN THE MATTER OF COUNTY FINANCES
IN THE HANDS OF
MARY HORTON, TREASURER
OF JACKSON COUNTY, TEXAS

COMMISSIONERS' COURT
JACKSON COUNTY, TEXAS
IN REGULAR SESSION
OCTOBER TERM 2018

IN ACCORDANCE with Section 114.026, Local Government Code, we, the undersigned, constituting the entire Commissioners' Court of said County, certify that on the 23rd day of October 2018, at the Regular term of Court, we compared and examined the monthly report of Mary Horton, Treasurer of Jackson County, Texas, for September 2018, and finding the same correct, entered an order in the Minutes approving said report, which states total cash and other assets on hand as: \$6,661,187.11.




Dennis Simons, County Judge



Wayne Hunt, Commissioner Pct. #1



Wayne Babela, Commissioner Pct. #2

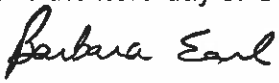


Johnny E. Belicek, Commissioner Pct. #3




Dennis Karl, Commissioner Pct. #4

SWORN TO AND SUBSCRIBED BEFORE ME, by Dennis Simons, County Judge, and County Commissioners of said Jackson County, each respectively, on this the 23rd day of October A.D., 2018.




Attest: Barbara Earl, County Clerk

FILED FOR RECORD THIS the 23rd day of October A.D., 2018, and recorded on the 23rd day of October A.D., 2018.



Barbara Earl, County Clerk and
Ex-Officio Clerk of the Commissioners'
Court in and for Jackson County, Texas

By: 

Deputy

		BEGINNING BALANCE	TOTAL DEBITS	TOTAL CREDITS	ENDING BALANCE	AVERAGE DAILY BALANCE
GENERAL						
10 -000-1020	CHANGE FUND/PETT	1,746.00	0.00	0.00	1,746.00	1,746.00
10 -000-1030	CASH IN BANK	22,789.68	668,242.04	665,206.52CR	25,825.20	8,996.64CR
10 -000-1034	CASH IN BANK -	12,730.50	10,209.37	11,163.50CR	11,776.37	6,096.38
10 -000-1040	CASH IN TEX POOL	252,431.96	413.99	0.00	252,845.95	252,445.76
10 -000-1042	CASH IN TEXAS CL	4,168,232.86	30,496.73	440,000.00CR	3,758,729.59	4,130,089.26
10 -000-1045	CASH IN T BILLS	0.00	0.00	0.00	0.00	0.00
10 -000-1046	CASH IN C.D.'S	18,023.50	34.07	0.00	18,057.57	18,046.21
10 -000-1051	CASH IN ESCROW-L	0.00	0.00	0.00	0.00	0.00
10 -000-1060	CASH IN MONEY MA	75,338.84	46.44	0.00	75,385.28	75,340.39
	FUND 10 TOTAL	<u>4,551,293.34</u>	<u>709,442.64</u>	<u>1,116,370.02CR</u>	<u>4,144,365.96</u>	<u>4,474,767.36</u>
PERMANENT IMPROVEMENT						
12 -000-1030	CASH IN BANK	40.62	5,200.00	5,195.58CR	45.04	996.09CR
12 -000-1040	CASH IN TEX POOL	0.00	0.00	0.00	0.00	0.00
12 -000-1042	CASH IN TEXAS CL	874,274.78	1,624.22	5,200.00CR	870,699.00	871,902.25
	FUND 12 TOTAL	<u>874,315.40</u>	<u>6,824.22</u>	<u>10,395.58CR</u>	<u>870,744.04</u>	<u>870,906.16</u>
COMMISSARY TELEPHONE						
15 -000-1030	CASH IN BANK	856.08	37,602.23	38,702.99CR	244.68CR	1,023.66CR
15 -000-1040	CASH IN TEXPOOL	0.00	0.00	0.00	0.00	0.00
15 -000-1042	CASH IN TEXAS CL	61,027.93	105.42	32,633.35CR	28,500.00	56,671.32
	FUND 15 TOTAL	<u>61,884.01</u>	<u>37,707.65</u>	<u>71,336.34CR</u>	<u>28,255.32</u>	<u>55,647.66</u>
DISTRICT ATTORNEY-HOT CHK						
17 -000-1030	CASH IN BANK	968.13	2,326.46	2.11CR	3,292.48	1,198.81
17 -000-1040	CASH IN TEX POOL	0.00	0.00	0.00	0.00	0.00
17 -000-1042	CASH IN TEXAS CL	6,002.95	11.15	14.10CR	6,000.00	6,000.49
	FUND 17 TOTAL	<u>6,971.08</u>	<u>2,337.61</u>	<u>16.21CR</u>	<u>9,292.48</u>	<u>7,199.30</u>
ELECTIONS ADMINISTRATION						
18 -000-1030	CASH IN BANK	1,630.75	0.00	0.00	1,630.75	1,630.75
18 -000-1042	CASH IN TEXAS CL	0.00	0.00	0.00	0.00	0.00
	FUND 18 TOTAL	<u>1,630.75</u>	<u>0.00</u>	<u>0.00</u>	<u>1,630.75</u>	<u>1,630.75</u>
FORFEITURE-DIST ATTORNEY						
19 -000-1030	CASH IN BANK	1.02	2,000.00	1,660.24CR	340.78	213.53CR

		BEGINNING BALANCE	TOTAL DEBITS	TOTAL CREDITS	ENDING BALANCE	AVERAGE DAILY BALANCE
19 -000-1040	CASH IN TEXPOOL	0.00	0.00	0.00	0.00	0.00
19 -000-1042	CASH IN TEXAS CL	240,386.78	447.34	2,000.00CR	238,834.12	240,135.02
	FUND 19 TOTAL	<u>240,387.80</u>	<u>2,447.34</u>	<u>3,660.24CR</u>	<u>239,174.90</u>	<u>239,921.49</u>
FORFEITURE-SHERIFF						
21 -000-1030	CASH IN BANK	652.12	270.57	611.71CR	310.98	524.08
21 -000-1040	CASH IN TEXPOOL	0.00	0.00	0.00	0.00	0.00
21 -000-1042	CASH IN TEXAS CL	54,779.86	102.04	0.00	54,881.90	54,783.26
	FUND 21 TOTAL	<u>55,431.98</u>	<u>372.61</u>	<u>611.71CR</u>	<u>55,192.88</u>	<u>55,307.34</u>
TECHNOLOGY FUND						
23 -000-1030	CASH IN BANK	992.44	552.06	640.00CR	904.50	937.61
23 -000-1040	CASH IN TEXPOOL	0.00	0.00	0.00	0.00	0.00
23 -000-1042	CASH IN TEXAS CL	5,002.47	9.31	11.78CR	5,000.00	5,000.41
	FUND 23 TOTAL	<u>5,994.91</u>	<u>561.37</u>	<u>651.78CR</u>	<u>5,904.50</u>	<u>5,938.02</u>
JUV PROB DISCRETIONARY						
24 -000-1030	CASH IN BANK	1,170.04	135.00	0.00	1,305.04	1,258.54
24 -000-1042	CASH IN TEXAS CL	0.00	0.00	0.00	0.00	0.00
	FUND 24 TOTAL	<u>1,170.04</u>	<u>135.00</u>	<u>0.00</u>	<u>1,305.04</u>	<u>1,258.54</u>
JUVENILE PROBATION GRANTS						
25 -000-1030	CASH IN BANK	946.94	43,446.00	14,839.27CR	29,553.67	761.26CR
25 -000-1040	CASH IN TEXPOOL	0.00	0.00	0.00	0.00	0.00
25 -000-1042	CASH IN TEXAS CL	16,037.39	26.38	14,000.00CR	2,063.77	14,171.60
	FUND 25 TOTAL	<u>16,984.33</u>	<u>43,472.38</u>	<u>28,839.27CR</u>	<u>31,617.44</u>	<u>13,410.34</u>
LAW LIBRARY						
26 -000-1030	CASH IN BANK	601.45	1,231.00	1,465.03CR	367.42	887.38
26 -000-1042	CASH IN TEXAS CL	6,002.95	1,011.34	14.29CR	7,000.00	6,133.83
	FUND 26 TOTAL	<u>6,604.40</u>	<u>2,242.34</u>	<u>1,479.32CR</u>	<u>7,367.42</u>	<u>7,021.21</u>
LEOSE-LAW ENF OFFICERS ED						
27 -000-1030	CASH IN BANK	49.46	1,200.00	1,242.77CR	6.69	304.38CR

		BEGINNING BALANCE	TOTAL DEBITS	TOTAL CREDITS	ENDING BALANCE	AVERAGE DAILY BALANCE
27 -000-1042	CASH IN TEXAS CL	5,102.95	8.46	1,211.41CR	3,900.00	4,540.49
	FUND 27 TOTAL	<u>5,152.41</u>	<u>1,208.46</u>	<u>2,454.18CR</u>	<u>3,906.69</u>	<u>4,236.11</u>
LIBRARY-MEMORIAL FUND						
28 -000-1030	CASH IN BANK	7,087.40	53.79	299.24CR	6,841.95	7,037.35
28 -000-1040	CASH IN TEXPOOL	0.00	0.00	0.00	0.00	0.00
28 -000-1042	CASH IN TEXAS CL	51,076.49	95.14	0.00	51,171.63	51,079.66
	FUND 28 TOTAL	<u>58,163.89</u>	<u>148.93</u>	<u>299.24CR</u>	<u>58,013.58</u>	<u>58,117.01</u>
RECORDS MGT- COUNTY CLERK						
29 -000-1030	CASH IN BANK	3,053.15	7,910.00	5,472.26CR	5,490.89	2,339.48
29 -000-1040	CASH IN TEXPOOL	0.00	0.00	0.00	0.00	0.00
29 -000-1042	CASH IN TEXAS CL	75,104.36	4,842.63	113.53CR	79,833.46	76,724.43
	FUND 29 TOTAL	<u>78,157.51</u>	<u>12,752.63</u>	<u>5,585.79CR</u>	<u>85,324.35</u>	<u>79,063.91</u>
RECORDS MGT - COUNTY						
30 -000-1030	CASH IN BANK	1,522.46	646.95	1,501.06CR	668.35	914.02
30 -000-1040	CASH IN TEXPOOL	0.00	0.00	0.00	0.00	0.00
30 -000-1042	CASH IN TEXAS CL	6,014.03	1,512.42	0.00	7,526.45	6,714.44
	FUND 30 TOTAL	<u>7,536.49</u>	<u>2,159.37</u>	<u>1,501.06CR</u>	<u>8,194.80</u>	<u>7,628.46</u>
RECORDS MGT - DIST CLERK						
31 -000-1030	CASH IN BANK	1,364.80	677.80	1,446.00CR	596.60	815.09
31 -000-1040	CASH IN TEXPOOL	0.00	0.00	0.00	0.00	0.00
31 -000-1042	CASH IN TEXAS CL	11,005.37	1,021.28	26.65CR	12,000.00	11,467.56
	FUND 31 TOTAL	<u>12,370.17</u>	<u>1,699.08</u>	<u>1,472.65CR</u>	<u>12,596.60</u>	<u>12,282.65</u>
SECURITY FUND						
32 -000-1030	CASH IN BANK	1,202.67	3,578.38	3,860.17CR	920.88	928.94
32 -000-1040	CASH IN TEXPOOL	0.00	0.00	0.00	0.00	0.00
32 -000-1042	CASH IN TEXAS CL	12,500.00	22.62	2,522.62CR	10,000.00	12,166.67
	FUND 32 TOTAL	<u>13,702.67</u>	<u>3,601.00</u>	<u>6,382.79CR</u>	<u>10,920.88</u>	<u>13,095.61</u>
CHILD ABUSE PREVENTION						
34 -000-1030	CASH IN BANK	287.50	90.00	0.00	377.50	309.50

		BEGINNING BALANCE	TOTAL DEBITS	TOTAL CREDITS	ENDING BALANCE	AVERAGE DAILY BALANCE
34 -000-1042	CASH IN TEXAS CL	0.00	0.00	0.00	0.00	0.00
	FUND 34 TOTAL	<u>287.50</u>	<u>90.00</u>	<u>0.00</u>	<u>377.50</u>	<u>309.50</u>
CHILD WELFARE						
35 -000-1030	CASH IN BANK	85.00	0.05	0.00	85.05	85.00
35 -000-1040	CASH IN TEXPOOL	0.00	0.00	0.00	0.00	0.00
35 -000-1042	CASH IN TEXAS CL	7,918.44	14.74	0.00	7,933.18	7,918.93
	FUND 35 TOTAL	<u>8,003.44</u>	<u>14.79</u>	<u>0.00</u>	<u>8,018.23</u>	<u>8,003.93</u>
HISTORICAL COMMISSION						
36 -000-1030	CASH IN BANK	118.84	0.06	0.00	118.90	118.84
36 -000-1040	CASH IN TEX POOL	0.00	0.00	0.00	0.00	0.00
36 -000-1042	CASH IN TEXAS CL	32,650.56	60.85	0.00	32,711.41	32,652.59
	FUND 36 TOTAL	<u>32,769.40</u>	<u>60.91</u>	<u>0.00</u>	<u>32,830.31</u>	<u>32,771.43</u>
MEDIATION FUND						
37 -000-1030	CASH IN BANK	1,450.00	0.00	0.00	1,450.00	1,450.00
37 -000-1042	CASH IN TEXAS CL	0.00	0.00	0.00	0.00	0.00
	FUND 37 TOTAL	<u>1,450.00</u>	<u>0.00</u>	<u>0.00</u>	<u>1,450.00</u>	<u>1,450.00</u>
BRIDGE REPLACEMENT						
39 -000-1030	CASH IN BANK	25.00	2,500.00	2,500.00CR	25.00	141.67CR
39 -000-1042	CASH IN TEXAS CL	86,326.34	160.19	2,500.00CR	83,986.53	85,998.35
	FUND 39 TOTAL	<u>86,351.34</u>	<u>2,660.19</u>	<u>5,000.00CR</u>	<u>84,011.53</u>	<u>85,856.68</u>
HIGHWAY						
40 -000-1030	CASH IN BANK	16,023.66CR	9,400.86	0.00	6,622.80CR	10,705.30CR
40 -000-1042	CASH IN TEXAS CL	0.00	0.00	0.00	0.00	0.00
	FUND 40 TOTAL	<u>16,023.66CR</u>	<u>9,400.86</u>	<u>0.00</u>	<u>6,622.80CR</u>	<u>10,705.30CR</u>
ROAD & BRIDGE GEN NO. 1						
41 -000-1030	CASH IN BANK	2,607.16	32,734.80	35,646.10CR	304.14CR	449.15CR
41 -000-1040	CASH IN TEX POOL	15,387.99	25.28	0.00	15,413.27	15,388.83
41 -000-1042	CASH IN TEXAS CL	62,488.56	101.04	31,500.00CR	31,089.60	54,291.93
	FUND 41 TOTAL	<u>80,483.71</u>	<u>32,861.12</u>	<u>67,146.10CR</u>	<u>46,198.73</u>	<u>69,231.61</u>

	BEGINNING BALANCE	TOTAL DEBITS	TOTAL CREDITS	ENDING BALANCE	AVERAGE DAILY BALANCE
ROAD & BRIDGE GEN NO. 2					
42 -000-1030 CASH IN BANK	1,550.59	41,000.00	42,807.60CR	257.01CR	1,451.57CR
42 -000-1040 CASH IN TEXPOOL	15,630.58	25.63	0.00	15,656.21	15,631.43
42 -000-1042 CASH IN TEXAS CL	86,513.78	140.33	41,000.00CR	45,654.11	75,385.12
FUND 42 TOTAL	<u>103,694.95</u>	<u>41,165.96</u>	<u>83,807.60CR</u>	<u>61,053.31</u>	<u>89,564.98</u>
ROAD & BRIDGE GEN NO. 3					
43 -000-1030 CASH IN BANK	10,773.43	43,000.86	54,275.07CR	500.78CR	1,565.76
43 -000-1040 CASH IN TEX POOL	24,569.00	40.29	0.00	24,609.29	24,570.34
43 -000-1042 CASH IN TEXAS CL	50,041.95	77.15	43,000.00CR	7,119.10	41,477.86
FUND 43 TOTAL	<u>85,384.38</u>	<u>43,118.30</u>	<u>97,275.07CR</u>	<u>31,227.61</u>	<u>67,613.96</u>
ROAD & BRIDGE GEN NO. 4					
44 -000-1030 CASH IN BANK	2,905.99	54,317.00	58,011.67CR	788.68CR	2,415.28CR
44 -000-1040 CASH IN TEX POOL	14,925.03	24.47	0.00	14,949.50	14,925.85
44 -000-1042 CASH IN TEXAS CL	206,902.30	356.11	52,500.00CR	154,758.41	191,247.50
FUND 44 TOTAL	<u>224,733.32</u>	<u>54,697.58</u>	<u>110,511.67CR</u>	<u>168,919.23</u>	<u>203,758.07</u>
ROAD & BRIDGE LATERAL RD					
45 -000-1030 CASH IN BANK	0.00	0.00	0.00	0.00	0.00
45 -000-1042 CASH IN TEXAS CL	0.00	0.00	0.00	0.00	0.00
FUND 45 TOTAL	<u>0.00</u>	<u>0.00</u>	<u>0.00</u>	<u>0.00</u>	<u>0.00</u>
PCT#1 EQUIPMENT REPLACMNT					
50 -000-1030 CASH IN BANK	1.54	0.00	0.00	1.54	1.54
50 -000-1040 CASH IN TEX POOL	0.00	0.00	0.00	0.00	0.00
50 -000-1042 CASH IN TEXAS CL	20.31	0.00	0.00	20.31	20.31
FUND 50 TOTAL	<u>21.85</u>	<u>0.00</u>	<u>0.00</u>	<u>21.85</u>	<u>21.85</u>
PCT#2 EQUIPMENT REPLACMNT					
51 -000-1030 CASH IN BANK	37.17	25,000.02	24,941.20CR	95.99	43.05
51 -000-1040 CASH IN TEX POOL	0.00	0.00	0.00	0.00	0.00
51 -000-1042 CASH IN TEXAS CL	32,197.50	55.28	25,000.00CR	7,252.78	29,699.34
FUND 51 TOTAL	<u>32,234.67</u>	<u>25,055.30</u>	<u>49,941.20CR</u>	<u>7,348.77</u>	<u>29,742.39</u>

	BEGINNING BALANCE	TOTAL DEBITS	TOTAL CREDITS	ENDING BALANCE	AVERAGE DAILY BALANCE
PCT#3 EQUIPMENT REPLACMNT					
52 -000-1030 CASH IN BANK	10.87	0.01	0.00	10.88	10.87
52 -000-1040 CASH IN TEX POOL	0.00	0.00	0.00	0.00	0.00
52 -000-1042 CASH IN TEXAS CL	3,076.11	5.71	0.00	3,081.82	3,076.30
FUND 52 TOTAL	<u>3,086.98</u>	<u>5.72</u>	<u>0.00</u>	<u>3,092.70</u>	<u>3,087.17</u>
PCT#4 EQUIPMENT REPLACMNT					
53 -000-1030 CASH IN BANK	15.71	3,817.00	1,920.00CR	1,912.71	41.05CR
53 -000-1040 CASH IN TEX POOL	0.00	0.00	0.00	0.00	0.00
53 -000-1042 CASH IN TEXAS CL	99,592.10	185.04	2,000.00CR	97,777.14	99,331.60
FUND 53 TOTAL	<u>99,607.81</u>	<u>4,002.04</u>	<u>3,920.00CR</u>	<u>99,689.85</u>	<u>99,290.55</u>
ABANDONED MOTOR VEHICLE					
57 -000-1030 CASH IN BANK	2,494.70	0.00	79.60CR	2,415.10	2,443.60
57 -000-1040 CASH IN TEXPOOL	0.00	0.00	0.00	0.00	0.00
57 -000-1042 CASH IN TEXAS CL	0.00	0.00	0.00	0.00	0.00
57 -000-1055 CASH IN BANK - A	1,420.86	410.10	0.00	1,830.96	1,434.53
FUND 57 TOTAL	<u>3,915.56</u>	<u>410.10</u>	<u>79.60CR</u>	<u>4,246.06</u>	<u>3,878.13</u>
COASTAL PROTECTION					
72 -000-1030 CASH IN BANK	487.93	0.26	0.00	488.19	487.94
72 -000-1042 CASH IN TEXAS CL	265,084.89	493.85	0.00	265,578.74	265,101.35
FUND 72 TOTAL	<u>265,572.82</u>	<u>494.11</u>	<u>0.00</u>	<u>266,066.93</u>	<u>265,589.29</u>
AIRPORT					
80 -000-1030 CASH IN BANK	320.88	14,671.26	14,900.18CR	91.96	4,888.84CR
80 -000-1032 CLEARING	0.00	0.00	0.00	0.00	0.00
80 -000-1040 CASH IN TEXPOOL	0.00	0.00	0.00	0.00	0.00
80 -000-1042 CASH IN TEXAS CL	11,021.16	18.93	6,300.00CR	4,740.09	10,181.79
FUND 80 TOTAL	<u>11,342.04</u>	<u>14,690.19</u>	<u>21,200.18CR</u>	<u>4,832.05</u>	<u>5,292.95</u>
JAIL COMMISSARY					
81 -000-1030 CASH IN BANK	197.70CR	0.00	0.11CR	197.81CR	197.70CR
81 -000-1040 CASH IN TEXPOOL	0.00	0.00	0.00	0.00	0.00
81 -000-1042 CASH IN TEXAS CL	0.00	0.00	0.00	0.00	0.00
FUND 81 TOTAL	<u>197.70CR</u>	<u>0.00</u>	<u>0.11CR</u>	<u>197.81CR</u>	<u>197.70CR</u>

	BEGINNING BALANCE	TOTAL DEBITS	TOTAL CREDITS	ENDING BALANCE	AVERAGE DAILY BALANCE
STATE FEES					
88 -000-1030 CASH IN BANK	67,884.62	28,695.93	20,113.00CR	76,467.55	72,251.74
88 -000-1042 CASH IN TEXAS CL	0.00	0.00	0.00	0.00	0.00
FUND 88 TOTAL	<u>67,884.62</u>	<u>28,695.93</u>	<u>20,113.00CR</u>	<u>76,467.55</u>	<u>72,251.74</u>
TRUST INVESTMENT					
89 -000-1020 CASH- WILBREEZE	0.00	0.00	0.00	0.00	0.00
89 -000-1030 CASH IN BANK	0.00	0.00	0.00	0.00	0.00
89 -000-1040 CASH IN TEXPOOL	37,741.79	61.80	0.00	37,803.59	37,743.85
89 -000-1042 CASH IN TEXAS CL	3,491.91	6.56	0.00	3,498.47	3,492.13
89 -000-1060 CASH IN BANK - M	0.00	0.00	0.00	0.00	0.00
FUND 89 TOTAL	<u>41,233.70</u>	<u>68.36</u>	<u>0.00</u>	<u>41,302.06</u>	<u>41,235.98</u>
DISTRICT CLERK RESRV ACCT					
90 -000-1030 CASH IN BANK	134,566.89	22,478.93	0.00	157,045.82	137,586.08
90 -000-1035 CASH IN BANK - N	0.00	0.00	0.00	0.00	0.00
90 -000-1040 CASH IN TEXPOOL	0.00	0.00	0.00	0.00	0.00
90 -000-1042 CASH IN TEXAS CL	0.00	0.00	0.00	0.00	0.00
FUND 90 TOTAL	<u>134,566.89</u>	<u>22,478.93</u>	<u>0.00</u>	<u>157,045.82</u>	<u>137,586.08</u>
FLOOD CONTROL - JC DRAIN					
92 -000-1030 CASH IN BANK	0.00	3,851.92	3,851.92CR	0.00	898.78
92 -000-1040 CASH IN TEXPOOL	0.00	0.00	0.00	0.00	0.00
92 -000-1042 CASH IN TEXAS CL	0.00	0.00	0.00	0.00	0.00
FUND 92 TOTAL	<u>0.00</u>	<u>3,851.92</u>	<u>3,851.92CR</u>	<u>0.00</u>	<u>898.78</u>
REPORT TOTALS	<u>7,264,154.80</u>	<u>1,110,934.94</u>	<u>1,713,902.63CR</u>	<u>6,661,187.11</u>	<u>7,113,963.99</u>

<u>INVESTMENTS</u>			08/31/2018				09/30/2018
TexPool							
FUND	NAME	ACC'T #	BALANCE	INTEREST	DEPOSIT	WITHDRAW	BALANCE
41	Road & Bridge Precinct #1	1100	15,387.99	25.28			15,413.27
42	Road & Bridge Precinct #2	1200	15,630.58	25.63			15,656.21
43	Road & Bridge Precinct #3	1300	24,569.00	40.29			24,609.29
44	Road & Bridge Precinct #4	1400	14,925.03	24.47			14,949.50
10	General	1500	252,431.96	413.99			252,845.95
89	Rojas Seizure	7210	11,174.48	18.34			11,192.82
89	Cuellar Seizure	7326	9,743.08	15.96			9,759.04
89	Binning Heirs Trust Cause #4563	7406	2,276.72	3.66			2,280.38
89	Cordele Church & Cemetery	7502	5,798.31	9.50			5,807.81
89	Callis Receivership	7504	8,749.20	14.34			8,763.54
TOTAL IN TEXPOOL			360,686.35	591.46	0.00	0.00	361,277.81
Standard & Poor Global rating			AAAm				AAAm
AVERAGE INTEREST RATE			1.9205%				1.9953%
Texas CLASS							
10	General	0001	4,168,193.76	7,691.41	22,844.42	440,000.00	3,758,729.59
12	Permanent Improvement	0012	874,274.78	1,624.22		5,200.00	870,699.00
15	Commissary Telephone	0015	61,052.40	105.42		32,657.82	28,500.00
17	District Attorney Hot Check	0017	6,005.53	11.15		16.68	6,000.00
19	Forfeiture - District Attorney	0019	240,386.78	447.34		2,000.00	238,834.12
21	Forfeiture - Sheriff	0021	54,779.86	102.04			54,881.90
23	Technology	0023	5,004.63	9.31		13.94	5,000.00
25	Juvenile Probation Grants	0025	16,037.39	26.38		14,000.00	2,063.77
26	Law Library	0026	6,005.53	11.34	1,000.00	16.87	7,000.00
27	LEOSE	0027	5,105.53	8.46		1,213.99	3,900.00
28	Library - Memorial Fund	0028	51,076.49	95.14			51,171.63
29	Records Management - County Clerk	0029	75,104.36	142.63	4,700.00	113.53	79,833.46
30	Records Management - County	0030	6,014.03	12.42	1,500.00		7,526.45
31	Records Management - District Clerk	0031	11,010.10	21.28	1,000.00	31.38	12,000.00
32	Security	0032	12,500.00	22.62		2,522.62	10,000.00
35	Child Welfare	0035	7,918.44	14.74			7,933.18
36	Historical Commission	0036	32,650.56	60.85			32,711.41
39	Bridge Replacement	0039	86,326.34	160.19		2,500.00	83,986.53
41	Road & Bridge Precinct #1	0041	62,488.56	101.04		31,500.00	31,089.60
42	Road & Bridge Precinct #2	0042	86,513.78	140.33		41,000.00	45,654.11

<u>INVESTMENTS</u>			08/31/2018				09/30/2018
TexPool							
FUND	NAME	ACC'T #	BALANCE	INTEREST	DEPOSIT	WITHDRAW	BALANCE
43	Road & Bridge Precinct #3	0043	50,041.95	77.15		43,000.00	7,119.10
44	Road & Bridge Precinct #4	0044	206,902.30	356.11		52,500.00	154,758.41
50	Road & Bridge Precinct #1 Equipment Replacement	0050	20.31				20.31
51	Road & Bridge Precinct #2 Equipment Replacement	0051	32,197.50	55.28		25,000.00	7,252.78
52	Road & Bridge Precinct #3 Equipment Replacement	0052	3,076.11	5.71			3,081.82
53	Road & Bridge Precinct #4 Equipment Replacement	0053	99,592.10	185.04		2,000.00	97,777.14
72	Coastal Impact Assistance	0072	265,084.89	493.85			265,578.74
80	Airport	0080	11,021.16	18.93		6,300.00	4,740.09
89	S. McGinnis DA Seizure	0189	3,491.91	6.56			3,498.47
TOTAL IN TEXAS CLASS			6,539,877.08	12,006.94	31,044.42	701,586.83	5,881,341.61
Standard & Poor Global rating			AAAm				AAAm
AVERAGE INTEREST RATE			2.2400%				2.2600%
10	Transfer Station Certificate of Deposit	Prosperity	18,023.50	34.07			18,057.57
	INTEREST RATE						0.7500%
10	Depository Money Market	Prosperity	75,338.84	46.44			75,385.28
	AVERAGE INTEREST RATE		0.6900%				0.7500%
	Depository Bank Account Interest	Prosperity		108.28			
	Cafeteria (Flexible Spending) Account	Prosperity	14,080.52			2,029.35	12,051.17

This report is presented in accordance with provisions of Texas Government Code §2256.023, the Public Funds Investment Act. The investments held in the Jackson County portfolio comply with the Public Funds Investment Act and the County's investment policy and strategies.

This report is true and correct to the best of my knowledge and belief according to the records of this office.



Mary Horton, CCT, CIO

Pledge Security Listing

September 30, 2018

EL CAMPO, TX

ID	CUSIP	Description	Safekeeping Location	Safekeeping Receipt	Coupon	Maturity Date	Call Date	Moody	S&P	Fitch	ASC 320	Face Amount	Current Par	Current Book Value	Market Value	Gain(Loss)
JACKSON COUNTY																
863	31335HQ30	FHLMC C90474	FHLB	xxx	7.00	06/01/2021		AAA	AA+	AAA	HTM	1,000,000	2,785.18	2,785.29	2,813.03	27.75
2047	3128MBNA1	FHLMC G12885	FHLB	x	5.00	06/01/2021		AAA	AA+	AAA	HTM	8,737,000	126,981.64	126,981.69	128,898.73	1,917.04
2412	3128MBTJ6	FHLMC G13053	FHLB	x	4.50	04/01/2023		AAA	AA+	AAA	HTM	13,200,000	301,503.71	301,503.73	306,387.60	6,883.86
2493	31417ADJ5	FNMA AB3704	FHLB	x	3.00	10/01/2021		AAA	AA+	AAA	HTM	8,535,819	740,349.82	743,014.45	739,265.24	(3,749.21)
2516	3138AXXQ9	FNMA AJ6086	FHLB	x	3.00	12/01/2026		AAA	AA+	AAA	HTM	4,400,000	1,102,012.30	1,109,065.46	1,092,724.28	(16,341.17)
3546	31410LKN1	FNMA 890501	FHLB		2.00	11/01/2027		AAA	AA+	AAA	HTM	11,250,000	4,896,996.30	4,941,719.75	4,688,746.34	(252,973.41)
3615	31307BFM7	FHLMC J22872	FHLB		2.00	03/01/2028		AAA	AA+	AAA	HTM	9,000,000	4,046,488.38	4,060,359.24	3,875,172.40	(185,186.84)
Total for JACKSON COUNTY												56,122,819	11,217,117.33	11,285,429.61	10,836,007.62	(449,421.98)

Although the information in this report has been obtained from sources believed to be reliable, its accuracy cannot be guaranteed.

9/28/2018 1:47:40 PM